

NANO-CERAMIC®



WWW.NANO-CERAMIC.COM INDUSTRIAL PROTECTIVE COATINGS



Transport

What is NANO-CERAMIC Thin Film Coating?

NANO-CERAMIC Thin Film Coating is a revolutionary, ultra-durable, ceramic clear-coating that provides superior scratchresistance and semi-permanent protection for all vehicle finishes, paints and exterior surfaces.



Jetpack
VideoPress

What makes NANO-CERAMIC Thin Film Coating so different?

NANO-CERAMIC Thin Film Coating is more than 4 times stronger than factory paint finishes and can absorb damage that would otherwise affect the appearance and integrity of your paint. This extremely durable ceramic coating reduces swirl marks and light scratches while protecting and preserving factory paint.



Conventional paints like acrylic urethane are simply not strong enough.


NANO-CERAMIC Thin Film Coating is completely resistant to acidic environmental substances like bird droppings, bug residue, acid rain, and tree sap, unlike your vehicle's factory paint, which can be permanently etched and damaged by these substances.

NANO-CERAMIC Thin Film Coating provides advanced protective barriers to your vehicle's surfaces, maintaining both high-gloss and matte finishes.


What are the benefits of applying NANO-CERAMIC Thin Film Coating?

NANO-CERAMIC Thin Film Coating provides vehicles with a superior, near-permanent, clear coating that is resistant to chemical etching, harder than factory paint finishes, and able to greatly reduce swirl marks and fine scratches while leaving a superior, hydrophobic surface that is easier to clean and stays cleaner longer.

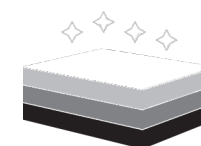
Clearcoat, Glass vehicle materials can be treated with one of our NANO-CERAMIC Thin Film CERAMIC Restore the color and shine to plastic trim with advanced hydrophobic and UV protection. Even chrome, aluminum, and other metals can have added protection, as our coatings can withstand temperatures of over 850°C



Step 1 The surface layer of factory clear coat is damaged and contaminated.



Step 2 Decontamination and polishing the clear coat to produce a smooth and even surface.



Step 3 Restoration of coating thickness with a super-durable layer of NANO-CERAMIC Thin Film





VIDEO
PRODUCT
SCAN
QR CODE



SIO3 GLOSS

Body & Windshield Protection for clearcoat / glass / chrome

Product ID : SIO31A00-1L 8 Micron SIO21A00-1L 2 Micron
Consumption : +/- 2 ml/m²
Reachable area : +/- 500m² Body + 500m² Windshield
Used for : Clearcoat, windshield, acrylic, glass, chrome
Application field : Transport

Your Fleet will stand out! These Kit-Sets contain all to make trucks and busses protected with a High-Tech ceramic layer.

- Two simple steps: Clean with our Steril Cleaner and Apply
- The original surface is protected against corrosion.
- Makes the surface anti scratch, much easier and quicker to clean, and the adhesion of dirt is reduced drastically.
- Promotes more hygienic surfaces.

This coating has an outstanding hydrophobic effect, and the surface stays cleaner longer. Cleaning intervals as well as the formation of water spots will be greatly reduced.

Lasts for 5 Years+ (1 Years on Glass)



How to use: Page 12

- Easy to apply**
- Cut cleaning costs**
- Anti-water spot
Anti-corrosion**
- Super hydrophobic**
- Self-cleaning stays cleaner longer**
- Anti-scratch**
- Visibility safety**
- Protects your investment**

Applicator:



VIDEO
PRODUCT
SCAN
QR CODE



SIO5 MATTE

Body & Windshield Protection for clearcoat / glass / chrome

Product ID : SIO51A00-1L 2.5 Micron SIO21A00-1L 2 Micron
Consumption : +/- 2 ml/m²
Reachable area : +/- 500m² Body + 500m² Windshield
Used for : Clearcoat, windshield, acrylic, glass, chrome
Application field : Transport

Your Fleet will stand out! These Kit-Sets contain all to make trucks and busses protected with a High-Tech ceramic layer.

- Two simple steps: Clean with our Steril Cleaner and Apply
- The original surface is protected against corrosion.
- Makes the surface anti scratch, much easier and quicker to clean, and the adhesion of dirt is reduced drastically.
- Promotes more hygienic surfaces.

This coating has an outstanding hydrophobic effect, and the surface stays cleaner longer. Cleaning intervals as well as the formation of water spots will be greatly reduced.

Lasts for 5 Years+ (1 Years on Glass)



How to use: Page 12

- Easy to apply**
- Cut cleaning costs**
- Anti-water spot
Anti-corrosion**
- Super hydrophobic**
- Self-cleaning stays cleaner longer**
- Anti-scratch**
- Visibility safety**
- Protects your investment**

Applicator:





APPLY
MOVIE SCAN
OR CODE



CLEAN

Steril Cleaner for hard surface pretreatment



Product ID : CLEAN0500 500ml
CLEAN5000 5L / CLEAN020L 20L

Consumption : +/- 3.3 ml/m²

Used for : Clearcoat, windshields, mirrors, plastics, steel

Application field : Transport

100% Steril with nano interlock technology (active lifting encapsulate the grease from the surface)

- Surface cleaning and residue removal.
- Cleaning gloves, notebooks, phones or any other item entering the cleanroom.
- Wipe down for pass-through to controlled environments.
- Pretreatment for the application of thin film coating

- Easy to apply spray & wipe
- Indoor Outdoor
- Remove grease
- Easy Clean
- 100% Steril
- Visibility Safety

Applicator:



100% Steril



VIDEO
PRODUCT
SCAN
QR CODE



SIRP

Repellent Protector for Windshields and mirrors



Product ID : SIRP0500 500ml
SIRP5000 5L / SIRP020L 20L

Consumption : +/- 2 ml/m²

Used for : Windshields, mirrors

Application field : Transport

SIRP is an ultra long-lasting invisible surface coating which forms semi-permanent molecular bonds with the surface. The main function of treating hard surfaces with SIRP is to seal tiny pores, making it a smoother surface that will repel water and contaminants.

- Two simple steps: Clean with our Steril Cleaner and Apply
- Makes the surface much easier and quicker to clean, and the adhesion of dirt is reduced drastically.
- Promotes more hygienic surfaces
- This coating has an outstanding hydrophobic effect, and the surface stays cleaner longer. Cleaning intervals as well as the formation of water spots will be greatly reduced.

Will last 12 washes

How to use: Page 12


- Easy to apply
- Indoor Outdoor
- Cut cleaning costs
- Anti-water spot
- Super hydrophobic
- Self-cleaning Stays cleaner longer
- Visibility Safety

Applicator:





APPLY
MOVIE SCAN
OR CODE



SHRE

Pure Shine Shampoo for all exterior surfaces

Product ID : SHRE1000 1L / SHRE5000 5L / SHRE020L 20L
Consumption : 20ml : 10 Liter Water
Used for : Cleaning all exterior surfaces
Application field : Transport

Reactivating Pure Shine Shampoo is an advanced technology, multi-purpose foaming cleaner containing a rinsing aid that will leave hard surfaces nearly dry after rinsing with clean water.

To assure the "easy-to-clean" effect that our nano layers provide, surfaces should be free of dyes, waxes or polymer sealants.

This multi-purpose cleaner contains no polymers or colors and will not leave a film of chemicals behind on the surface.

100% Safe to use for cleaning all non-porous surfaces and meets food grade classification for kitchens.

Contains no colouring chemicals which can discolor surfaces.

Dilution ratio 1: 500 (super economical)



-  **Easy to apply**
-  **Easy to clean**
-  **Stays cleaner longer**
-  **Food grade**
-  **Biodegradable**

Applicator:



APPLY
MOVIE SCAN
OR CODE



MPCL

Multi Purpose Cleaner for all interior surfaces

Product ID : MPCL0500 500 ml / MPCL5000 5L / MPCL020L 20L
Consumption : 5ml/m²
Used for : Cleaning all interior surfaces, incl carpet
Application field : Transport



The All-Purpose Cleaner is a fast, all-surface interior cleaner, low foaming, odor free, and especially suitable for removing stubborn stains from carpets, fabrics, vinyl, plastics and leather safely.

- It is very easy to clean dirt.
- Ready-to-use mixture with the right chemical strength and safe to use
- Of course it is safe for the surface of fabrics, carpets, plastics, leather, rubber and does not fade paint.
- Quickly remove dirt, dust and food scraps

Safe to use does not harm the surface

-  **Easy to apply spray & wipe**
-  **No discoloration**
-  **Indoor Outdoor**
-  **Quick to use**
-  **Spills are easy to remove**
-  **Cleaner for longer**



APPLY
MOVIE SCAN
QR CODE

STEP

One Step Polish

Product ID : STEP0250 250 ml
Consumption : 5ml/m²
Used for : Clearcoat, glass and acrylic
Application field : Automotive



ONE STEP POLISH 250ml



Only this High Quality Polish Compound together with the above mentioned pads assure that every car can be polished from deep scratches till high gloss/zero swirl in one single step. This saves an enormous amount on working hours as polishing takes normally 65% of the total process to make a truck or bus a nano layer.

RECOMMENDED POLISH PADS

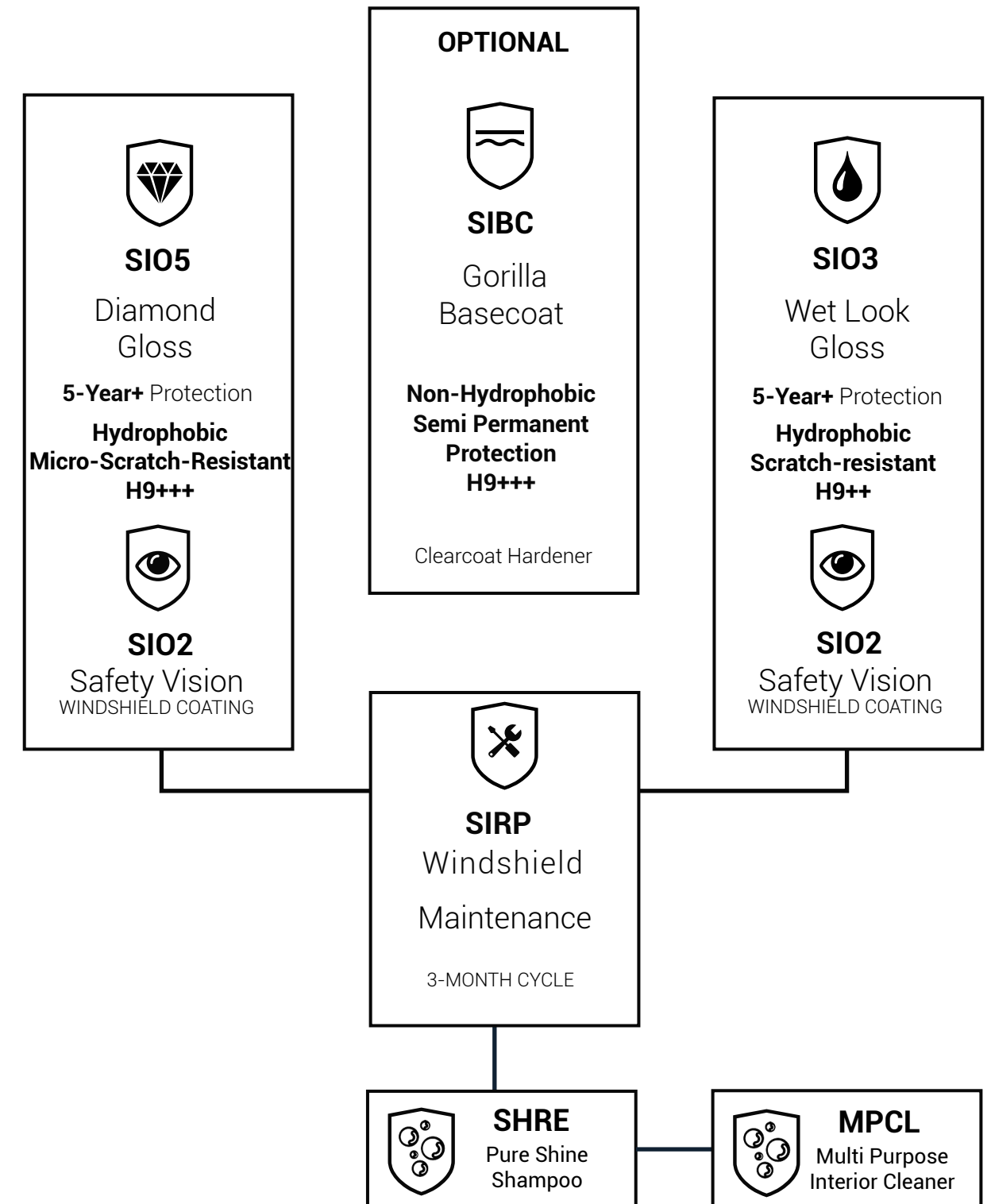
Purple Wool Heavy Cutting Pad cuts like natural sheepskin but finishes like a polish pad. Aggressively removes P1500 grit scratches, leaving a lustrous finish with no hazing by reducing compounding swirls.

The Cutting Pad is constructed with a blue foam and white microfiber. The Micro Cutting Pad with orange foam and white microfiber, the Polishing Pad is constructed with a black foam and black microfiber.

The pad serie is available 5.5 inch and 3 inch.



Thin Film Protection Plan for Trucks and Buses



HOW TO USE:

NANO-CERAMIC SIRP-SIO3-SIO5 MAX Thin film coatings

These products can be stored for up to 24 months (*in a dry, temperature-stable, dark environment*)

Ambient temperature:

5-30° C Avoid direct sunlight and/or high air humidity.

CLEANING

Clean the surface thoroughly with our Steril Cleaner until it is absolutely clean. If necessary, use our Scrub Cleaner or Reactivating Pure Shine Shampoo in advance. Make sure that all contamination is removed so that the glass coating can bind properly onto a clean surface. Make sure that the surface is completely dry before application!

APPLICATION OF SIRP

Spray a layer of nano SIRP on the surface and rub it in with a dry microtowel, keep rubbing it into the surface with strong pressure and wipe until all the product is even and scrubbed and only a little hazing / residue is visible **gently** wipe off this hazing / residue with a clean microfiber cloth after about a minute There is only a little pressure needed to remove the hazing completely. Curing time 1 hour.

APPLICATION OF SIO3-SIO5

Our coatings have best results on new on almost like new surfaces, we recommend to polish the surface if needed. Wear nitril gloves to clean the surface with our Steril Pretreatment Cleaner. (without wearing gloves, the oil from your hands may appear via the towel onto the surface) !!

Use more than one clean cloth to remove the dirt from the surface. (Please make sure you don't brush the dirt around on the surface by using dirty clothes.) Making the clearcoat-chrome-glass-surface clean is the most important issue. If the surface is not super steril than you will experience chemical reactions between our coatings and the still available contamination what is then visible into the ceramic layer when it is cured. In that case you will need to polish the surface again. So please don't hurry in carrying out this preparation work, but instead focus on this for 100%.

Learn the right application technique > Watch and Study the Apply Video scanning the QR Code on this page or on the packaging

(fragment **BASE COAT**) OPTIONAL

Use nitril gloves! Remove the plastic inner closure from the bottle and put in the dripper. Shake bottle before use! We recommend to apply the surface in easy to handle segments of about 40x40cm (15"x 15"inch), following the panels shape and corner lines and use these lines for overlaps. Put 8-10 drops BASE COAT on the suede mini towel using the applicator block underneath, devide the coating properly by going 3 times over the same surface, wait till it lights up (+/- 25sec) and remove the residue carefully, and buff it lightly use a separate micro towel for this. Wait 2 hours before you continue with the application of one of our hydrophobic Top Coatings. After 2 hours BASE COAT is 80% cured and ready to receive one of our TOP COATINGS. After about 7 days the BASE COATING has been fully cured and is almost unremovable.

(fragment TOP COAT **SIO3-SIO5**)

Use nitril gloves! Remove the plastic inner closure from the bottle and put in the dripper. Shake t

he bottle before use! We recommend to apply the surface in easy to handle segments following the panel shape and corner lines and use these lines for overlaps.

Put 6-8 drops 40x40cm (15"x 15"inch), (if start use more drops as the towel is otherwise too dry) TOP COATING on the suede mini towel using the applicator block underneath. Start dividing it from out of the middle of the surface and keep spreading it around by light pressure in criss-cross motions until the product is evenly distributed.

MOST IMPORTANT keep on doing this till no product residue is visible anymore. If you use too much coating and/or spreading it out from example one start position in a corner of a panel then you will not be able to divide it properly towards the other side and it will roll-up on each other and form a not equal layer. To use too much coating and not divide it equally is the second most critical point !!

When you apply TOP COATING in this correct way, then there is no need to use a micro towel for polishing anymore.

(fragment **SIO2 SAFETY VISION**)

Apply the nano layer SAFETY VISION COATING with the cotton apply pad. Spread 10-15 drops 50x60cm (20"x 25"inch) of SAFETY VISION COATING on the cotton pad and apply rubb it in motions on the windshield with firm pressure until all of the product is evenly distributed and only very little residue is visible.

Remove the coating residue with a soft clean microfiber cloth after about a minute and buff the glass/panels gently to take the veils away. There is not much pressure necessary to remove it completely. Note: dry the dripper and close the bottles tightly if you want to save the content for future use. At normal ambient temperature the Nano layers are sufficiently cured after approximately 6 hours (or 2 hours Infrared) (avoid water contact during this time).

Application Video **SGS (Test Reports)**



SGS

What is NANO-CERAMIC Permanent Coating?

NANO-CERAMIC permanent coating is the latest generation of protective coating which transforms paint into a hard ceramic, providing superior scratch resistance and permanent protection for all exterior or interior surfaces.


NANO-CERAMIC permanent coating is 300°C resistant and more than 6 times stronger than traditional acrylic based paint finishes, and is effectively preventing damage that would otherwise affect the appearance and integrity of the original surface.

Zero Maintenance for 3 decades to come!

Our NANO-CERAMIC permanent coating is rigorously tested by an independent testing laboratory according to the European standard for outdoor paints (EN 1504-2) please find the test report on page 19.

Can NANO-CERAMIC Permanent Coating be applied on any surface?

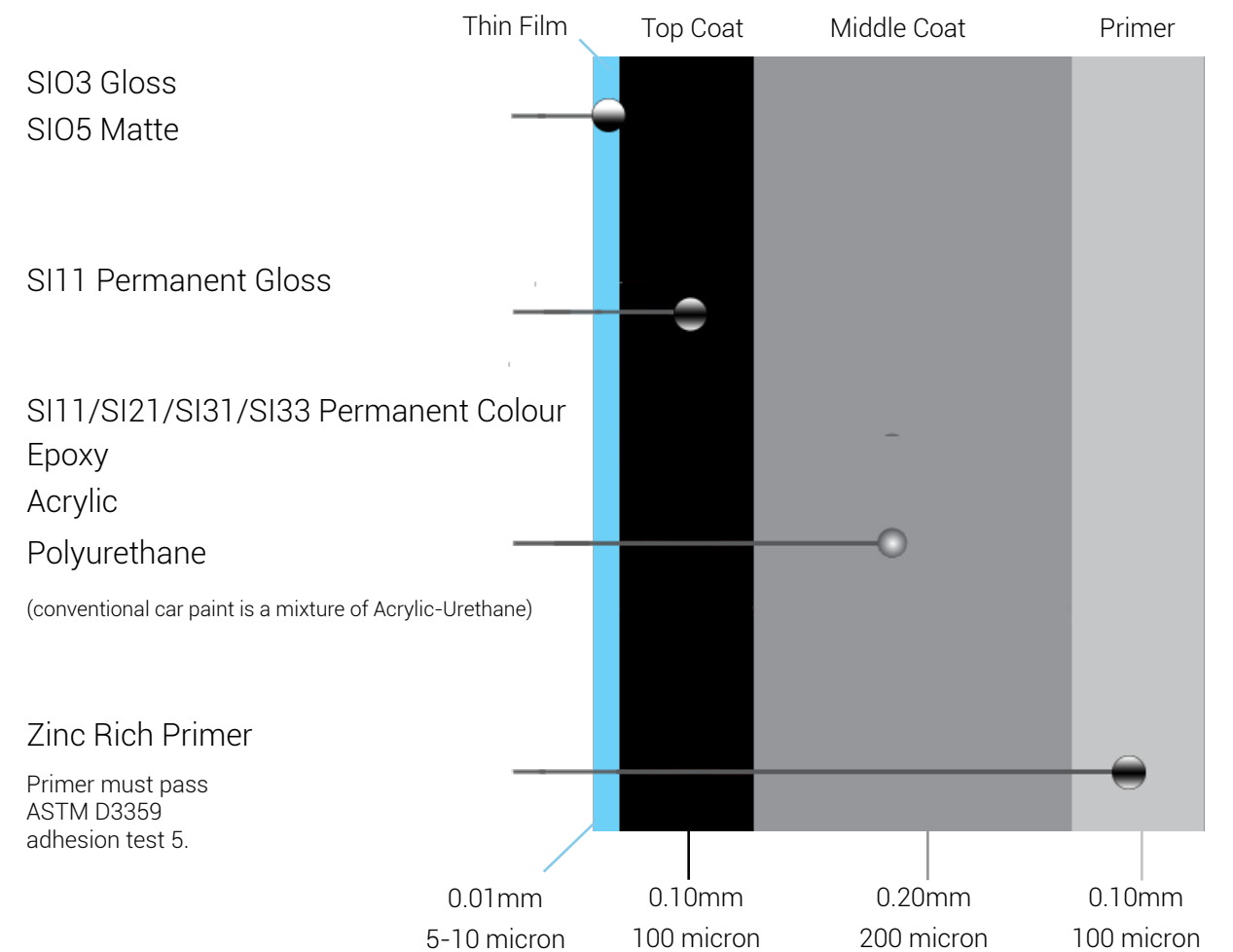
The NANO-CERAMIC permanent coating can be applied directly or indirectly on all kinds of interior and /or exterior surfaces (absorbing and non-absorbing), such as concrete, steel, wood, acrylic, gypsum and many more.



Is NANO-CERAMIC Permanent Coating self-cleaning?

NANO-CERAMIC permanent coating provides a permanent hydrophobic surface that is self cleaning, easier to clean and stays cleaner longer as water and dirt can not penetrate the ceramic layer. NANO-CERAMIC permanent coating is resistant to water vapor and water absorption.

Cross Section of Coating System



Conventional paints

Conventional gelcoats are a mixture with Epoxy or polyester resins, of which the quality of resin and pigments are the most important factor in the ultimate strength.

Most have a lifespan of 15 years, with hardness and color retention (sun fading) being the most common problems in keeping the desired object at an aesthetically pleasing level.

There is no better option than protecting your fleet with a NANO-CERAMIC Thin Film or Permanent Coating!

Do not wait till the surface get worse, most easy is to apply wipe or spray when the surfaces are still in new or in nearly new condition and the cost do not outweigh the benefits



SI11

2-Component (2K)

Topcoat Transparent for glossy surfaces

Product ID	: SI112000 2L / 1.900 gr
Consumption	: 3 layers +/- 225gr/m ² - 225ml/m ² 90 micron = 9m ²
Reachable area	: 2 layers +/- 150gr/m ² - 150ml/m ² 60 micron = 18m ² : 1 lapisan +/- 75gr/m ² - 75ml/m ² 30 micron = 27m ²
Hardness	: H9
Used for	: Fiberglass, steel, aluminium, kevlar, plastics, wood
Application field	: Transportation

SI11 is an incredibly strong 2-component paint system which forms a durable matrix of molecular bonds (transformation to ceramic) resulting in permanent protection of the surface.

Three simple steps: Clean, Dry, and Apply.

- Easily repels water, dirt, dust, and pollutants.
- This coating is permanent hydrophobic.
- Restores damaged finishes and reduces cleaning intervals.
- Resistant to all kinds of chemicals and UV radiation.
- Superior anti-pollution and anti-corrosion properties.
- This coating can withstand temperatures of 300°C.

Expected life duration up to 30 years+



SI21

2-Component (2K)

Paint Strongest White for glossy surfaces

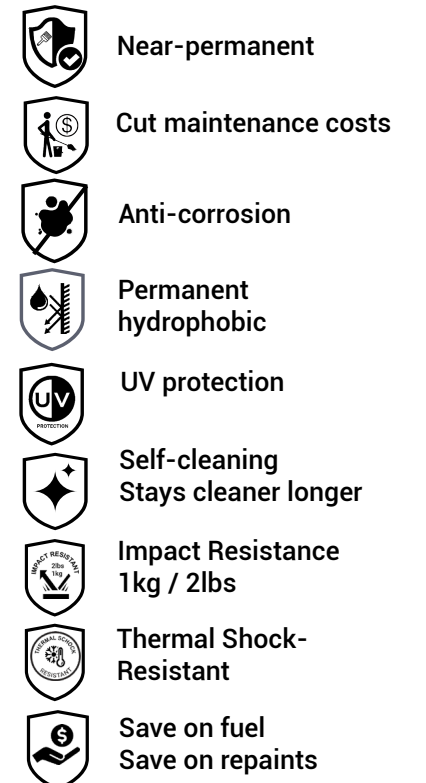
Product ID	: SI212000 2L / 2.400 gr
Consumption	: 3 layers +/- 200gr/m ² - 165ml/m ² 90 micron = 12m ²
Reachable area	: 2 layers +/- 130gr/m ² - 110ml/m ² 60 micron = 16m ² : 1 layer +/- 65gr/m ² - 55ml/m ² 30 micron = 24m ²
Hardness	: H8
Used for	: Fiberglass, steel, aluminium, kevlar, plastics, wood
Application field	: Transportation


SI21 is an incredibly strong 2-component paint system which forms a durable matrix of molecular bonds (transformation to ceramic) resulting in permanent protection of the surface.

Three simple steps: Clean, Dry, and Apply.

- Easily repels water, dirt, dust, and pollutants.
- This coating does not absorb any water
- Resistant to all kinds of chemicals and UV radiation.
- This coating can withstand temperatures of 300°C

Expected life duration up to 25 years+





SI32

2-Component (2K)

Undercoat Textured Transparent for semi gloss surfaces

Product ID	: SI322000 2L / 2.000gr
Consumption	: 3 layers +/- 225gr/m ² - 225ml/m ² 90 micron = 9m ²
Reachable area	: 2 layers +/- 150gr/m ² - 150ml/m ² 60 micron = 18m ² : 1 lapisan +/- 75gr/m ² - 75ml/m ² 30 micron = 27m ²
Hardness	: H9
Used for	: Undercarriage, chassis, wheel arches, bedlining
Application field	: Transport

SI32 is an incredibly strong 2-component coating system which forms a durable matrix of molecular bonds (transformation to ceramic) resulting in permanent protection of the surface.


Three simple steps: Clean, Dry, and Apply.

- Easily repels water, dirt, dust, and pollutants.
- This coating is permanent hydrophobic.
- Restores damaged finishes and reduces cleaning intervals.
- Resistant to all kinds of chemicals and UV radiation.
- Superior anti-pollution and anti-corrosion properties.
- This coating can withstand temperatures of 300°C.

Expected life duration up to 30 years+



How to use: Page 20



SI33

2-Component (2K)

Undercoat-Bedliner Textured Black for semi gloss surfaces

Product ID	: SI332000 2L / 2.400gr
Consumption	: 3 layers +/- 200gr/m ² - 165ml/m ² 105 micron = 12m ²
Reachable area	: 2 layers +/- 130gr/m ² - 110ml/m ² 70 micron = 16m ² : 1 layer +/- 65gr/m ² - 55ml/m ² 35 micron = 24m ²
Hardness	: H8
Used on	: Undercarriage, chassis, wheel arches, bedlining
Application field	: Transport

SI33 is an incredibly strong 2-component coating system which forms a durable matrix of molecular bonds (transformation to ceramic) resulting in permanent protection of the surface.

Three simple steps: Clean, Dry, and Apply.

- Easily repels water, dirt, dust, and pollutants.
- This coating is permanent hydrophobic.
- Restores damaged finishes and reduces cleaning intervals.
- Resistant to all kinds of chemicals and UV radiation.
- Superior anti-pollution and anti-corrosion properties.
- This coating can withstand temperatures of 300°C.

Expected life duration up to 25 years+



How to use: Page 20



How to use our Permanent Coating System:

These products can be stored for up to 24 months (in a dry, temperature-stable dark environment)

Processing Temperature:

Ambient temperature: 5-30°C
Avoid direct sunlight, Rain and /or high humidity.

IMPORTANT:

Before you use a NANO-CERAMIC product, please make sure you wear suitable protection gear. We always recommend using a paint suit, respirator mask and latex or nitrile gloves.

Outfit/Applicators:



Fresh Air Respirator



Paint Suit



Nitrile gloves



Professional Paint Sprayer
1.3-1.7mm / 0.05-0.06" nozzle

Application information

The SI11/SI21/SI32/SI33 coatings can be applied directly or indirectly on all surfaces (porous and non-porous) such as concrete, steel, wood, acrylic, gypsum, painted or unpainted surfaces, indoors, or outdoors. The surface underneath will be superbly protected against erosion and corrosion and will stay cleaner longer. Cleaning becomes quicker, easier, and less expensive, as special cleaning agents are unnecessary.

Preparation

Make sure the surface is free from any contamination and dirt. A zinc rich primer can be used in case of problems with the substrate. **Warning the surface must be completely dry before application and must stay dry for 6 hours after application after application!**

The 2-Component Permanent Coating System

Mix the can SI11B-SI21B-SI32B-SI33B with the can of SI11A-SI21A-SI32A-SI33A by pouring can B into can A, or measure exactly by net weight in a ratio of 9:1 and mix very well. Mix the can of SI21B with the can of SI21A by pouring can B into can A, or measure exactly by net weight in a ratio of 9:1 and mix thoroughly with a power agitator. Carefully pour the mixed contents into a professional paint sprayer, and spray in thin layers until the surface reaches your desired thickness. Let the surface dry for 24 hours. It is touch-dry in 1 hours, after 4 hours, 85% cured, and the remaining 15% (transformation into ceramics) is fully cured after 7 days. Be aware that the mixed contents cannot be stored longer than 3 hours. The surface can simply be maintained with a high pressure washer at 80 bar using our biologically degradable Reactivating Shampoo SHRE.

Tool cleaning

The individual components, as well as the mixing system of the paint sprayer, can be diluted and cleaned using our THIN Thinner Solvent.

SOLV

Thinner solvent


for all types of our ceramic paint & coating



Article Nr. : SOLV0400 400ml / 350gr

All our paints and coatings are ready to use, for certain spray applications, especially dark colors who require more than average color pigments, it may be necessary to use a little thinner solvent to achieve optimum flowability.

VIDEO



Application
Video Playlist
SCAN
QR-CODE



TEST (EN 1504-2)



TEST REPORT
PC.SYS SCAN
QR CODE



SI02 SI03/SI05 max SI11/SI12/SI32/SI33 SI02 SI03/SI05 SIBC Optional

Color card

Other colors need minimal 100kg

Residential

SI13 White Egg-Shell (Flat Finish) 15/25 (20/60°)	SI41 Textured White Semi Gloss 41/69 (20/60°)
SI15 White Egg Shell (Flat Finish) 18/28 (20/60°)	SI42 Textured White Matte 11/21 (20/60°)
SI21 White Gloss 49/77 (20/60°)	
SI22 White Satin 33/59 (20/60°)	

Wood

SI11 Transparent Gloss 51/78 (20/60°)
SI12 Transparent Matte 11/21 (20/60°)

Industrial

SI11 Transparent Gloss 51/78 (20/60°)
SI21 White Gloss 49/77 (20/60°)
SI22 White Satin 33/59 (20/60°)

Marine

SI12 Transparent Matte 11/21 (20/60°)
SI41 Textured White Semi Gloss 41/69 (20/60°)
SI42 Textured White Matte 11/21 (20/60°)

Military

SI31 Textured Transparent Semi Gloss 41/69 (20/60°)
SI33 Textured Black Semi Gloss 41/69 (20/60°)

Antifouling

SI14 Color 3141 (20/60°)



NANO-CERAMIC®



WWW.NANO-CERAMIC.COM INDUSTRIAL PROTECTIVE COATINGS



The Leader in Durability

Did you know?

That our coatings are made of pure silica sand, which is the most common element on Earth?

Dealer